



HOW DEM TAKE DEY USE AM

You go follow di way dem talk say you suppose do the test for you to get the korect result. Make you no chop or drink anytin for like 15 minit before you bigin di test or make you no use mouth cleaner clean yar mouth for like 30 minit before you go bigin di test.

WARNING: If dem dey treat you for HIV (ARVs) the result fit no korect.



SEE DI INSTRUCTION FOR HERE

www.oraquickhivselftest.com

PIDGIN ENGLISH

ORAQUICK[®]

HIV SELF-TEST

HOW PERSON GO USE DI ORAQUICK[®] HIV SELF-TEST KIT



1

YOU GO NEED A WAY TO TIME DI TEST




2

Pouch get: **test kit, test stand and how you take use am.**



3

Yar test kit get two pouches inside.



4

Make you tear open di pouch wey get di **tube.**



5

Comot di kova.



6

MAKE UNA NO pour di water wey dey inside. **MAKE UNA NO** drink di water.



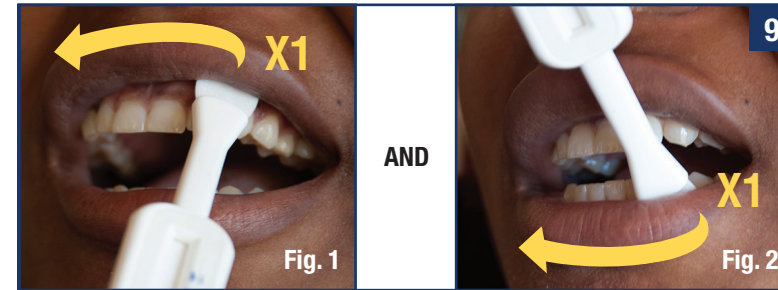
7

Make you put di tube into di **stand.**



8

Make una tear open di pouch wey contain di **test device** and comot am. **MAKE UNA NO** touch flat pad wit yar finga dem. **MAKE UNA NO** chop or swallow di preservatives.



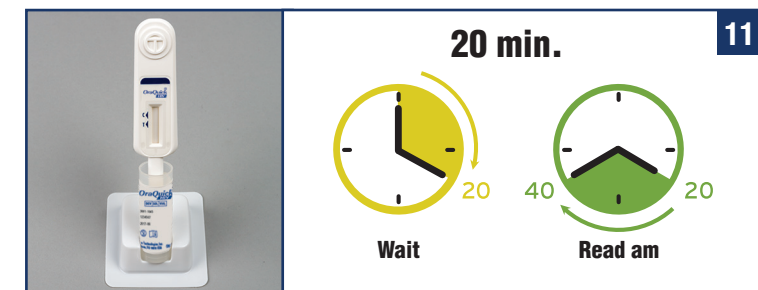
9

Make una pres di **Flat Pad** wel wel for yar gum inside your mouth and make una rub am along yar **gum wey de for up one time** (fig. 1) and **for yar gum wey de for down one time** (fig. 2).



10

Make una put di **flat pad** inside di tube wel wel make e touch de bottom.



11

LEAVE AM DERE for 20 MINITS before you read de **result.** **NO READ** the result wen 40 minits don pass.

DI MEANING OF DI RESULTS



Make you read de result for where you go fit see am clearly

RESULT WEY DEY HIV POSITIVE



Two lines wey dey complete, even if di line don faint, na im be say una don dey HIV POSITIVE be dat and una need to go for more testing.



Make una do am qwik qwik ...

Make you go for di place wey dem dey do HIV test wey dey close to you

RESULT WEY NO KORECT



- Line no dey beside di 'C' (even if e be say line dey beside di 'T'), or e be say na red background make it difficult to read di test, dat one mean say the test no dey work and dem go do am again.
You go need to go do anoda test.



Di test no work wel.
Make una go for di place wey dem dey do HIV test near u or hospital to do di test again.

RESULT WEY DEY HIV NEGATIVE

IF E BE SAY DEM READ AM BEFORE 20 MINIT, DE RESULT FIT NO CORRECT



IF ONE LINE de near di 'C' and NO line no dey near di 'T', yar result na HIV NEGATIVE.

Make you go for test all di time. If e be say you don de espose to HIV, make you do di test again for 3 month time.


YOU NO DEY SURE OF DI RESULT

You no know yar result abi you no sure say e korect abi e no korect.

Go for di place wey dem dey do HIV test close to you or hospital to do di test again.

TROWE AM

Comot di test stick, put di cover for di test tube and troway all di tins wey dey inside for dustbin.



WETIN DE PRODUCT BE

REF 5X4-1000, 5X4-1001, 5X4-2001

AS YOU SUPPOSE TAKE USE AM

Di OraQuick® HIV Self-Test na di medical instrument wey dem call *in-vitro* diagnostic (IVD) wey dem de take do self-testing for di tin wey fit fight HIV-1 and HIV-2 for water wey dey mouth. Dem dey do dis test to take find out de tin dem wey fit fight HIV-1 and HIV-2 from de pepul wey get am.

EVERYTIN WEY DI TEST DEY TALK

De OraQuick® HIV Self-test na for only one time use, e de good wel wel to find de tin dem wey fit fight Human Immunodeficiency Virus Type 1 (HIV-1) and Type 2 (HIV-2) for mouth water. De OraQuick® HIV Self-Test na for people wey dem no train for medical profession to take help dem find out wen HIV-1 and HIV-2 disease de. You go put di instrument for inside yar mouth, make de flat pad dey between yar cheek and di back of yar gum, and on top of di gum wey dey outside. Den, you go put di instrument inside a tube wey you don put some melesin before. Water from di face of di gum dem go come enter di instrument from de flat pad, and enter inside di test instrument. As e dey pass inside di instrument, line wey get color go form in di ‘T’ (test) side of di result windo if HIV antibodies dey. If HIV antibodies no dey,no line go show there. If dem do di test wel, one line go show for di ‘C’ area of di result windo. Na dis dem de call di control line.

HOW DI TEST DEY PERFORM

For di study wey dem do, dem give 900 people wey no know dia HIV status dem come gif OraQuick® HIV Self-Test make dem use. Dem come compare di result wit di test wey dem do for 4th generation laboratory. De lab result show say 153 people get HIV and 724 people dey HIV negative. Na like dis dem take compare di result:

- 99.4% people (152 inside 153) talk true say dia result be positive. Dis one mean say 153 people wey get HIV talk true for dia result say na positive.
- 99.0% people (717 inside 724) talk true say dia result be negative. Dis one mean say 7 inside 724 people wey no get HIV talk say dem dey positive. Na fake positive dem dey call dis.
- To add join, na only 1.8% inside study subject dem (16 inside 900) no fit get test result.

WETIN DE FOR INSIDE KIT

- One pouch kit get:
 - Pouch wey dem divide (5X4-0004) wit one-time use Test Instrument, wey get preservative and one Developer Solution Vial
 - Test Stand
 - How to use am

De tins wey dem nid but dem no bring: Clock, watch, or time instrument

⚠ WARNING AND PRECAUTION DEM

- Some people de fear small wen dem dey take HIV test. But, if you dey fear to do de test, you fit wait until yar mind come down befor you do am, abi make yar dokito test you or clinic wey dey yar area.
- Make you no** use di test if you dey HIV positive.
- Na only mouth fluid you go take use am. Dem no de use blood do de test, serum, breast milk, plasma, semen, wiwi, water wey dey come out from woman toto or sweat.
- Make you no** chop or drink for say 15 minit befor you start di test.
- Make you no** use anytin wey dem take de clean mouth (like mouthwash) 30 minit befor you bigin di test.
- Comot anytin wey you put for your teeth like dentures or anythin wey cover yar gum befor di test.
- If di tamper-evident seal don brake or if anytin wey dey inside don trowey, brake, or open, make you no use dis test.
- If today bi after ‘Use By’ for de outside of di pouch, make you no use dis test.
- Everibodi must get light wey reach to fit read any test result. If two lines wey eye fit see dey anywhere wey dem mark ‘T’ and ‘C’ for di tin wey dem dey take do test, dat one mean say di test na positive.
- Make you no** open any of di pouche till you don ready to start di test.
- Make you no** use di test if e don de open near some tins wey dem dey take clean house (i.e. bleach).
- If you don take part for HIV vaccine hospital trial before, you fit get positive result if you use di test, but e fit no mean say you don get HIV. You go go do check-up for clinic.
- Make Una No** use dis test if you be age 11 or you be pikin.

🌡 30 °C STORAGE

- Kip and do dis test for where di area wey cool.
- Make you no** use dis test if dem no kip am for di correct temperature wey be 2°-30° C (36°-86° F).
- Dis test go good to do am for temperature like 15°-37° C (59°-99° F).

WETIN DI TEST NO GET

- De OraQuick® HIV Self-Test kit carry how you go use am to take get korect result.
- If you de take HIV treatment (ARVs) yar result fit no korect.
- If you be HBV, HCV or HTLV (I/II) positive, yar result fit no korect.
- Blood wey de comot for mouth fit gif you result wey no korect. If di test result no korect, go for di place wey dem de do di test wey near you pass.
- Dem nefa collect hospital data to show how OraQuick® dey work HIV Self-Test for different pepul bodi wey den do PrEP.
- Di OraQuick® HIV Self-Test fit no show HIV infection wey dey for only 3 months.
- For result wey dey positive, di way wey di line take show no mean say na so di antibody de inside di specimen.
- E good to go find out about result wey dey positive for anoda professional place to further confirm the positive result.

QUESHONS & ANSWER DEM

1. *Wetin dis test dey do?*

Di OraQuick® HIV Self-Test na *in-vitro* diagnostic self-test for HIV (HIV-1 and HIV-2) for mouth fluid. Di test dey work wen e dey find di antibody dem wey dey help you fight infeshon. Positive result na wen you do di first test, and do anoda one to check say de first one na true.

2. *Wetin ‘risk event’ dey for HIV?*

Risky event be di tins wey dem write under:

- Sex (vaginal, oral or anal) wit many pepul.
- Have sex wit person wey de HIV positive or person wey you no know weda e get HIV or not.
- Make two men dey sex themselves.
- To de use fake melesin wit injeshon or anyhow melesin.
- Make you dey follow pepul dey use same needle and injeshon.
- Take and give money for sex.
- If you don get or if dem don trit you before for for hepatitis, tuberculosis or di disease wey dem dey get from sex like syphilis.

3. *Wen after risk event I go test myself?*

You fit do test any time; if you wan use dis test befor 3 months after risk event and yar test na negative, yar result fit no dey korect. E go good make you do test again 3 months after di risk event make you take de sure. You fit stilll do di test for clinic.

4. *Why I no fit use di test result after risk event?*

Wen you don get HIV virus, yar body go try to fight di HIV virus and e go produce antibody from yar own body. All dis antibody dey for inside water for yar mouth. E go take yar body like 3 month to bring all dis antibody for level wey di test fit see.

5. *How korect di result be?*

For di study wey dem do, dem give 900 people wey no know dia HIV status dem come gif OraQuick® HIV Self-Test make dem use. Dem come compare di result wit di test wey dem do for 4th generation laboratory. De lab result show say 153 people get HIV and 724 people dey HIV negative. Na like dis dem take compare di result:

- 99.4% people (152 inside 153) talk true say dia result be positive. Dis one mean say 153 people wey get HIV talk true for dia result say na positive.
- 99.0% people (717 inside 724) talk true say dia result be negative. Dis one mean say 7 inside 724 people wey no get HIV talk say dem dey positive. Na fake positive dem dey call dis.
- To add join, na only 1.8% inside study subject dem (16 inside 900) no fit get test result.

6. *I fit get HIV if I use dis test?*

Dis test no carry any tin or HIV virus wey fit cos HIV infeshon.

7. *How many times person fit do test for HIV?*

If you nefa do HIV test befor, make you go do am even if na one time. If you dey do tins (risk event) wey fit bring HIV infeshon,you suppose do test even if na one time for one year (World Health Organization talk am).

If you think say you dey for high risk to get HIV infeshon, make una do test wel wel.

8. *Wetin negative result mean?*

Negative result mean say di result nefa see any antibody; anyway, e fit reach 3 month from risk event time make di test fit see HIV. If e don be **at least 3 month** since you do risk event and you come follow di tin wey dem talk wel, you no go get HIV. If e nefa reach **3 month** wey you get risk event, **make you wait for complete 3 month** befor you do di test or make you go yar clinic.

9. *Wetin I go do if my result na negative?*

If you nefa get any risk event inside di last **3 month**, and you use am di way wey dem tell you, dat one mean say you dey HIV negative. If you no follow wetin dem tell you wel, make you do di test again to make sure say yar result dey korect. If you get any risk event befor **3 month**, you fit dey for ‘window period’. Di window period na di time wey person don get HIV, but dia body nefa bring antibody. **If you tink say you don do wetin fit gif you HIV for inside 3 month wey don pass**, make you do di test for HIV again **for 3 month** wey follow any risky event. If you continue to dey do wetin fit gif you HIV, make you dey do di test wel wel.

10. *Wetin result wey dey positive mean?*

Result wey dey positive mean say e fit be say you don get HIV. **You go still do anoda test to make sure say di result de korect.**

11. *Wetin I go do if my result be positive?*

You go go for di place wey dem dey do di test go do anoda test to make sure say yar result de korect. By dat time, your clinic, dokita, or di professional go tell you di next tin to do.

12. *I fit get result wey ‘no korect’ if I do dis test?*

Result wey ‘no korect’ fit come out becos of di reason wey dem write for down:

- If yar risk event nefa reach 3 month befor you take di test
- Wen dem mistake read di result as negative
- Wen you no follow di result wel as dem tell you
- If e be say you wear sometin for yar teeth like denture dem or any oda tin wey cover yar gum dem as you dey use de instrument
- If you de take oral PrEP treatment or if you dey take HIV treatment (ARV)

13. *I fit get result wey be positive but e no korect for dis test?*

Result wey ‘no korect fit happen for all dis reason dem wey dem write under here:

- Wen dem mistake read test result as positive
- Wen you no follow di way wey dem say make you take use am
- If you no wait for 15 minit after you chop finish, drink finish, 30 minit after you use sometin take wash mouth befor you do di test
- If you just take HIV vaccine
- Wen you press di gum many times wen you kolect for mouth

14. *Where I fit go for anoda help or care for HIV?*

You fit get anoda help for clinic wey de near you, dokita, or healthcare professional.

15. *I go fit use dis test if I dey take melesin make I no get HIV (oral PrEP)?*

If you dey take mouth PrEP for HIV, you fit get false result.

16. *How I go know say my test dey work wel?*

If yar test dey work wel, you go see one line near di ‘C’ for yar test instrument. If you no see any line near di ‘C’ dat one mean say yar test no work wel.

17. *I fit use dis test if I get belle?*

Yes, if you get belle you fit test anytime.

DI MEANING OF TINS AND DI CASE WEY NO RELATE WIT MELESIN

As e take join di study wey dem do for clinic mata, dem gada infomate from pepul wey join dem, dem talk about disease wey dey everywhere or oda kind of sickness, oral pathologies, non-HIV viral infeshons, and oda tin dem (like, to use di tin dem wey dem take tobacco make, mouthwash inside 24 hawas wey you take do di test, medicashon dem wey de go togeda, di tin wey dem dey put for teeth, and food or drink befor di test). For anoda study wey dem use 40 pepul take do, e show say to take alcohol, brush teeth, use mouthwash or to smoke tobacco 5 minit befor di test, no dey affect di result of di test . **If you dey HBV, HCV or HTLV (I/II) positive, you fit no get korect result.** Dem talk am say pepul wey dey use am dey wait for 15 minit after food and drink and wait for 30 minit after you take mouth product dem.

HOW DEM DEY EXPLAIN SYMBOL						
📦 LOT	Batch Code	📖 REF	Catalog Nomba	⚠ Caushon, Use Document wey follow come	📖 i	Check how dem dey use am
🚫	Make Una No Reuse Am Again	🧪 IVD	<i>In Vitro</i> Medical Instrument wey fit find sickness for body	🏠 Di person wey make am	📅 EXP	Di date wey e go be of no use
🌡	Temperasture Limit	🕒	Use By		📅 DOM	Di date wey dem make am

OraSure Technologies, Inc.



220 East First Street,
Bethlehem, PA 18015 USA
(+1) 610-882-1820
www.OraSure.com